



VECTORVEST'S **GOLDILOCKS** MARKET TIMING SYSTEMS, THERE'S ONE THAT'S **JUST RIGHT** FOR YOU!

“Being on the wrong side of the market is the worst thing that can happen to an investor. It doesn't have to happen to you.”

—Dr. Bart DiLiddo



For over 30 years, VectorVest's systematic approach to successful investing has been evolving, improving every single year. I'm delighted to introduce you to VectorVest's revolutionary Market Timing Systems that deliver **consistent, phenomenal performance**.

Combined with our *proven* strategies, like *Ruler Stocks*, consistent, phenomenal profits are now easily achieved. Over five years, Ruler Stocks delivered a 26% Compounded Rate of Return!

Here's why Market Timing is so important.

- **Performance.** Look at the chart on the right. See the horizontal line in the portfolio? That reflects the Confirmed Down-Market Signal, where investors were in CASH as the Dow plummeted 6,817 points during the Coronavirus Crash of 2020.
- **Confidence.** Our Market Timing Indicators work together to give clear signals—critical guidance that provide clear direction for the market. This is combined with expert daily guidance that takes you step-by-step through what the signals are telling us and how you can best be prepared.
- **Eliminate Emotion.** The trading system will show you exactly when to buy, what to buy and when to sell—even when you're away from your computer. It all comes together to give you better investment performance.

VectorVest's Goldilocks Market Timing Systems—**JUST RIGHT** for Your Portfolio!

RULER STOCKS Trading System
Confirmed Call Market Timing
1/3/2017 - 12/6/2021

Ruler Stocks - PL Prudent

UP 220% in 5 years!

Confirmed Down Timing Signal saved investors from a 6,817-point drop in the Dow during the Coronavirus Crash of 2020!

Read how VectorVest's Goldilocks Market Timing Systems enhance your performance on Page 2...

Retirement Income Strategies that Work!

Get paid while your stocks grow in value (Page 2)

Prove It to Yourself—Unlock the Secrets Now!

Don't leave your retirement up to chance (Page 4)

America's Safest, Best-Performing Stocks!

Introducing the Money-Maker Trading System (Page 6)

Execute Perfectly Timed Trades!

How to always know when to buy or sell (Page 7)

Build a Better Income Portfolio!

How to find value stocks with hefty dividends (page 12)

How to Supercharge Your Portfolio Today!

Top-performing trading systems revealed (Page 13)

Shattering the Market Timing Myth!

You CAN time the market. Here's how... (Page 14)

Analyze Your Portfolio in 30 Seconds!

The fastest way to boost your performance (Page 16)

Finally, a Market Timing System that is JUST RIGHT for Your Portfolio!

Dear Fellow Investor,

The retirement crisis reports are overwhelming... CNBC, Forbes, USA Today and 60 Minutes have all run feature stories warning that Americans do not have enough money saved to maintain their lifestyle through retirement.

Wall Street's conventional wisdom, "You can't time the market," and "You should buy stocks on the way down," are pure nonsense. That thinking is only driven by greed. They want your money to keep coming into their coffers.

Using a buy and hold strategy in today's volatile market can provide you just one thing: big losses. The Coronavirus Crash wiped nearly 11,000 points off the Dow, or 37%! The new Omicron variant wiped another 1,500 points off the Dow.

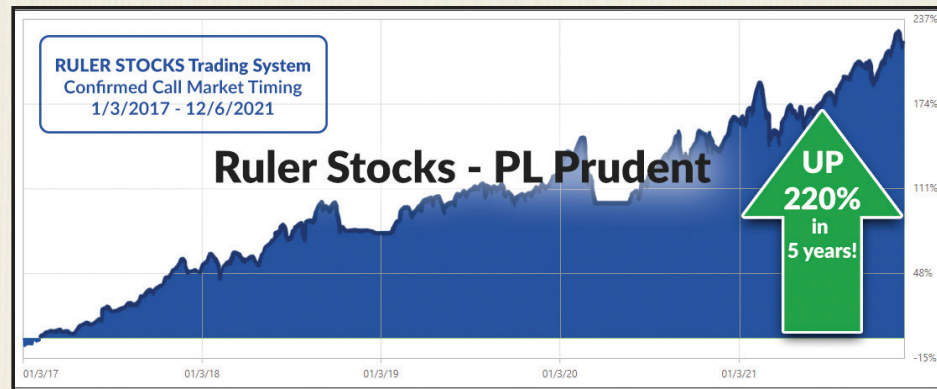
However, you can beat the market. You have a dedicated pool of experts in your corner. You don't have to go it alone. You also don't have to give up on your retirement dreams. Because you have...

The opportunity of a lifetime!

Learn how to end your retirement worries for good with VectorVest's "Goldilocks" Market Timing Systems.

There's one that's JUST RIGHT for your portfolio.

Knowing when to buy is often more important than knowing what to buy. VectorVest's systematic approach to timing the market has produced great signals over the years, particularly recently.



Look at the chart. See the last horizontal line in the portfolio? That is where the VectorVest Confirmed Call timing system took customers to CASH on 2/28/20, seven days after the market high.

This signal saved them from a 6,817-point drop in the Dow! Do you see a similar drop in the portfolio for that time frame? No, it's not there. Because they were in CASH.

If you have 25 years to let your Retirement Portfolio grow, you can buy and hold. But, if you're like most of us who have been focusing on life and just looked up one day to see retirement coming up over the horizon like a storm cloud, you need to get on with it.

Fortunately, VectorVest has a Market Timing System that's

JUST RIGHT for your portfolio. We offer seven complete Market Timing Systems, from aggressive to conservative... so there's sure to be one that's perfect for you!

You may even find that you'll use a combination of timing systems and timing indicators, to be confident in your decisions during market crashes. The Coronavirus Crash of 2020 is a great example.

VectorVest publishes an electronic newsletter in the product every trading day, with a more thorough market wrap-up on Friday. It is available historically. Nobody else does this.

Supporting this information, VectorVest's expert Education Staff record the *Enhanced Daily Color Guard Video* each evening that discusses the important developments in the market that day, and how you can best take advantage of them.

Only VectorVest provides this critical combination of services—Market Timing Systems with a 30-year track record followed by expert guidance every evening that prepares you for market plunges like the Coronavirus Crash.

This is what I mean by using a combination of timing systems. Prior to a market crash, we'll often publish multiple warnings, followed by an aggressive down timing signal, typically "Primary Trend Down," which is then followed by a

moderate signal, the "DEW Market Down" signal... then the most conservative, the "Confirmed Call Down."

In this way you'll see and hear warnings multiple times, giving you a chance to become alert and take action. We'll actually cover the appropriate action in the Color Guard Video.

We'll similarly prepare you at market bottoms for explosive rallies, like we did for the FED Rally following the Coronavirus Crash.

Once you subscribe to VectorVest and become familiar with our timing systems, you may decide to just let one of our complete trading systems do the work for you. That's the surest way to eliminate emotions from your trading decisions.

Either way, you'll get all the guidance you need to make better investment decisions. And this is important... you'll have the

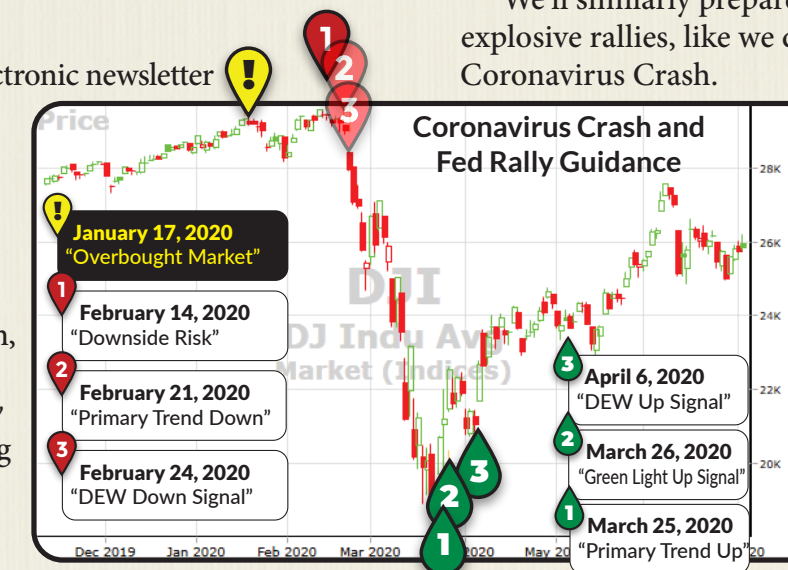
confidence you need to make those decisions when you need to make them. Successful investing naturally follows from that.

We've worked long and hard to put together these world-class trading systems for you. Don't be surprised if your neighbors start coming to you for stock advice!

Sincerely,

Bart A. DiLiddo

Bart A. DiLiddo, PhD, Creator of VectorVest



Finally—Retirement Income Strategies that Work! Get paid while your stocks grow in value.

You're getting a little older... Retirement is staring you in the face.

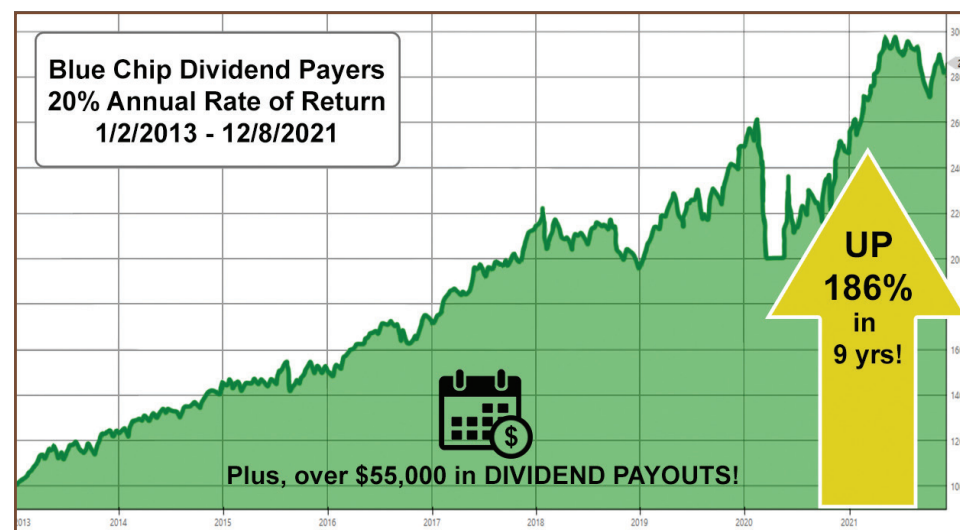
Will you have the money you need during your retirement years?

Can you make it happen and have enough money and income to be comfortable?

I'm here to tell you... **YES YOU CAN!**

You can have a substantial income during your retirement years. And all you have to do are three things...

- 1) Build a Retirement Portfolio based on **Blue Chip Stocks**.
- 2) Generate income from this portfolio by selecting stocks that **pay a 3% dividend** or better.



average annual return of 20% PLUS dividends with only 8 round-trip trades per year.

We can even teach you to mitigate drawdowns during periods like the Coronavirus Crash, so that you can increase these returns while reducing risk.

- 3) Preserve your capital by investing in only the **safest stocks that have increased their dividends over 10–25 consecutive years** or more.

Can you do that? With VectorVest, you absolutely can.

We have developed a strategy focused entirely on this scenario. It's called "Blue Chip Dividend Payers."

It's not about wildly explosive gains. But it is about **steady 15% to 20% gains in your portfolio each year**. And it's about getting paid while those stocks grow in value.

With returns like 186% over 9 years, plus \$55,000 in dividend payments, how could you go wrong? That's an



Meet the World's Leading Champion of Individual Investors...

Nobody works harder to help individual investors than Dr. Bart DiLiddo, creator of VectorVest.

- ▶ A former Executive Vice President of a Fortune 500 company, Dr. DiLiddo has over 50 years experience as an engineer, business executive, and investor.
- ▶ In the 1970s he began developing formulas to improve his investing results.
- ▶ By 1986, his investment earnings equaled those he earned as a Fortune 500 executive. So he retired and dedicated himself to helping other investors achieve similar success.
- ▶ That's when Dr. DiLiddo created VectorVest — the world's fastest, smartest and most successful investing software. His proprietary algorithms, formulas, and strategies have helped VectorVest empower, educate and enrich investors for over 30 years. *And called every major market move since 1991!*

Of course, Dr. DiLiddo didn't just create VectorVest. He uses it every day to manage his own portfolio!



Now you can...

Prove It to Yourself!

Unlock the secrets now—during your 30-day trial. Risk-Free, only \$9⁹⁵!

You need to see the BUY, SELL, and HOLD signals that give you peace of mind *today*, and new profits *tomorrow*. You need to see the VALUE, SAFETY and TIMING indicators that answer
1) What your stocks are worth? 2) How safe they are? and
3) Whether you should Buy, Sell or Hold?

Don't leave your retirement up to chance. Take VectorVest for a risk-free "test drive" for 30 days. See the daily analysis on over 8,000 stocks and ETFs (Buy, Sell, Hold). See the Market Timing Gauge with its clear guidance. See the daily market overview and the webinars and the livestream investor courses.

Become a wiser, smarter investor, because you'll know and see things that others don't see. This is a "secret weapon" you can give yourself now with no risk or obligation. Let others invest blindly in hope and luck. You owe it to yourself and your family to tap into the most powerful investment-ranking tool ever developed—for both new investors *and* seasoned pros.

VectorVest will get you in at the bottom, and out at the top. Timing the market is easy when you have the right math. We measure the market for direction, price action and ratio of Buy-to-Sell Recommendations. Three key factors that combine to confirm market trends, and insure your profits and safety.

And we have an over 30-year track record of proven success.

Your \$9.95 trial gives you everything. Charts, back-testing tools, classes, webinars, reports, strategies, even telephone support.

We want you to have amazing success in the market. And we want you as a long-term subscriber. Stocks. Options. ETFs. Dividends. Up, down, sideways markets. You can safely and profitably grow your wealth and fund your retirement using the stock market.

You risk nothing. You can even use your 30-day trial to "paper trade" the market to prove to yourself that YES, VectorVest gives you the right tools and the right timing to create gains when others suffer losses.

Let it do the sorting for you.
Let it do the ranking for you.
Let it give you the signals—
BUY, SELL, HOLD.

No emotion. No opinion. Just pure calculations.

Give VectorVest a try. What have you got to lose?
See page 18 for details.

And get ready to enjoy your Worry-Free Retirement.

“Don't try VectorVest because thousands of other investors count on VectorVest to grow their retirement safely. Try VectorVest because the market is all about math. The math reveals Value. The math reveals Safety. And the math reveals Timing. And VectorVest is the greatest stock investing algorithm ever created.”

Here's what VectorVest subscribers have to say...

“Find it to be incredibly helpful!”

“I've used it for almost 20 years and find it to be incredibly helpful. It's like a friend.”

—Peter S., Wilmington, NC



“I am officially retired!”

“As I told late last year, that I was planning to retire, well, finally it happened, I am officially retired since Feb/1st this year, and VectorVest was a big factor in making my decision.”

—Neal A., Cambridge, ON Canada



“Helped me through some storms for sure!”

“VectorVest has helped me through some storms for sure. In my heart I believe that novice investors would be best served by sticking with ONE source i.e. VectorVest.”

—Dr. Sandy G., Palm Desert, CA



Identifying profit opportunities has never been easier!

Thanks to VectorVest's powerful algorithms and indicators, identifying opportunities couldn't be easier.

And one of the most important of these is called Relative Timing (RT).

The RT indicator identifies changes in price momentum otherwise almost impossible to detect. And it's so powerful it actually "senses" impending changes in price direction!

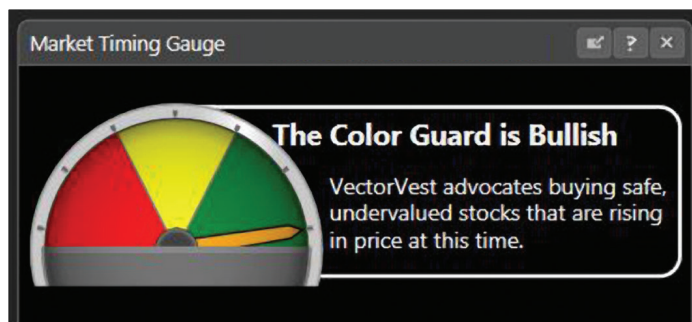
When price momentum speeds up, RT rises. When it slows down, RT falls accordingly. And RT is so quick to detect changes you even see when momentum is fading as the market hits all-time highs.

So you're protected from sudden crashes and changes in market direction!

VectorVest: Your secret weapon for executing perfectly timed trades.

VectorVest is the only market timing system to correctly call every major market turn since 1991.

The Color Guard and other easy-to-read indicators show you when the market is gaining and losing momentum. You even get Market Timing graphs and nightly videos breaking down what the market is doing... and what you should do about it.



With VectorVest's Color Guard, you'll always know when it's safe to buy—and when it's not.

But knowing the market direction isn't enough. After all, stocks can rise right up to the moment they drop off the edge of a cliff.



Spotting trends has never been easier!
VectorVest's powerful market timing system tells you exactly when it's safe to buy stocks... and when to take your profits off the table.

Fortunately, VectorVest has you covered there too.

Whenever a market rally starts to fail, VectorVest signals the Downturn before all your profits go up in smoke!

VectorVest's complete trading systems remove the guesswork from investing!

Our complete trading systems literally do all the hard work for you.

Simply fire up VectorVest, go to your Timing tab, and click the Model Portfolios Daily Action Plan. It shows you if the market is Bearish, Neutral or Bullish... which stocks to buy... even which positions to close. It's that easy!

(Continued on page 6...)

Model Portfolios Daily Action Plan!

VectorVest Market Timing
Click on a section below to get up-to-date VectorVest timing information

Model Portfolio Wizard
Model Portfolio Daily Action Plan
2017 Model Portfolio #3
Click here for information on our trading systems

1 When to be Bullish or Bearish.
The Market Signal is Bullish.
It is OK to Open Bullish Positions

2 What Stocks to Pick.

Company Name	Symbol	Exch	Graph
Buy Long Alkermes Inc	ALKS	xO	Graph
Buy Long Sierra Wireless	SWIR	xO	Graph
Buy Long N N Inc	NNBR	xO	Graph
Buy Long Antares Pharma	ATRS	xO	Graph
Buy Long Network-1 Tech	NTIP	P	Graph
Buy Long Arista Networks	ANET	xN	Graph
Buy Long Cohn Inc	COHU	xO	Graph
Buy Long Transportad Gas	TGS	N	Graph

Create a Portfolio with these symbols

3 When to Close a Position.
Close any position that meets the following criteria: Profit Locker 100.00 % Target, 15.00 % Stop

MODEL PORTFOLIOS Action Plan
VECTORVEST Views
Report Video
Model Portfolios Overview Video
Click the Video
Click Here to Watch the Video

Last Tick: 11:03:38 AM ET

With VectorVest's Model Portfolios Daily Action Plan, you always know when to buy, what to buy, and when to sell.

Step 1: Is it safe to buy?

Your first step in following a Model Portfolio is to determine if market conditions are safe to buy. To do so, simply check your Daily Action Plan. If the market is bearish or neutral, it warns you and recommends appropriate measures. And if conditions are bullish...

Step 2: Which stocks to buy?

Once you know it's safe to buy, select a Model Portfolio from the list provided. You'll promptly be shown a list of ideal stocks, ranked from best to worst.

Step 3: Any positions to close?

Your final step is to note the protective stop-loss provided and close out any positions that meet the stop criteria you set when you opened them. This way you control your losses before they damage your portfolio... and take well-deserved profits off the table!



How would you like to pick Long-Term Winners with 99% accuracy?

A fundamental law of investing is that in order to make money, you must control your losses. And thanks to VectorVest, this has never been easier.

After 3,756 historical tests, VectorVest's top-rated stocks by its **Safety Indicator** showed an **astonishing success rate of 99.73%! And this with an average gain of 120.9%! The worst Annualized Rate of Return was a measly -0.96%.**

And this wasn't just in prime market conditions. The tests spanned some of the worst market conditions imaginable.

Of course, as amazing as they are, this success rate is only part of the story. The aptly named **Long-Term Winners Strategy** also produced an *average* Annualized Rate of Return (ARR) of 13.37% without any management... with some reaching as high as 31.16%!

And these amazing stocks are only a click away.

Long-Term Winners Equals Bigger Returns!

7/18/02 - 6/18/18	Runs	Winners	Win %
Test Runs	3,756	3,746	99.73%
# Trades	75,120	56,571	75.31%
Avg Gain			120.90%
Avg Ann. RR			13.37%

The VectorVest Long-Term Winners Strategy was subjected to 3,756 historical tests. It passed with flying colors, producing a success rate of 99.73%. Incredible, considering the challenging markets occurring since 2002.

The secret to enjoying your ideal retirement is buying stocks that offer steady growth with absolute minimum risk. Legacy stocks that you can own for a lifetime, then pass to your kids for their retirement. **VectorVest has an incredibly simple system of identifying these stocks.**

(Continued on page 8...)

America's Safest, Best-Performing Stocks!

Introducing the Money Makers Trading System

Here is a trading system that should interest any "Safety-Minded" investor. Why? Because these stocks must meet demanding "Safety" criteria *before* they qualify for the Money Makers Portfolio.

So, they had to have a HIGH VectorVest "SAFETY" rating. Then, they need a "BUY" rating. It is very difficult for a stock to get a buy rating in the VectorVest system.

Next, we added the "ProfitLocker" Stop. Only VectorVest offers this new, smart stop that locks in profits by *adjusting itself to the price action* of the stock. You set a profit target and a maximum loss, and let it go to work. It adapts for you. Amazing!

Any stock that hits the ProfitLocker Stop is sold and replaced with a current pick from the Money Makers strategy—*if the timing system says it's OK to Buy*. If not, the stock is not replaced until it's OK to Buy. Again, the trading system is adapting to the market conditions for you. Amazing!

Of course, you have smart money management working for you... The 10-stock portfolio is limited to two stocks per industry, and two stocks per sector, to assure you are **diversified**. This, along with the high level of stock "SAFETY," allows the portfolio to sail through troubled waters.

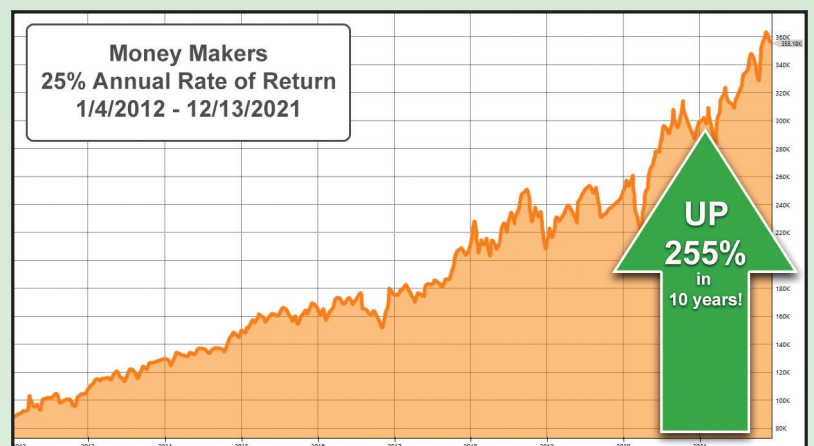
This is important, because we only want the safest picks in each industry.

And, if you look at the chart again, yes, it went up by 255.18%, averaging just 17 trades per year for the entire period. That's not bad for the last 10 years.

Let others invest based on tips, hunches, and guesswork. VectorVest lets you take the emotion and risk out of your stock picks because it's all based on mathematical formulas that alert you to stock SAFETY and Market Timing. And... This is important: VectorVest tells you when it's time to BUY, SELL or HOLD.

It's time to get serious about your retirement... your future. And, the only way to ensure you have a good retirement is to "KEEP MAKING MONEY." Here's great news—that's what VectorVest is all about. Stop what you're doing and let's get you started making the kind of money you can really use in the years ahead.

Take advantage of America's Safest, Best Performing Stocks with our Money Makers Trading System and sleep well at night.



Incredible performance from our Money Makers Trading System, designed for "SAFETY-MINDED" investors, like you!

Company	Symbol	Exch.	Price	\$ Chang	%PRC	Value	RV	RS	RT	VST ▼	CI	REC	Stop	GRT	EPS	EY
Wellcare Hlth	WCG	xN	319.57	+1.83	+0.58	485.87	1.63	1.44	1.42	1.49	1.13	B	287.85	28	16.72	5.23
Centene Corp	CNC	xN	59.62	+0.45	+0.76	82.13	1.50	1.33	1.59	1.48	0.62	B	52.55	22	4.76	7.98
Lockheed Martn	LMT	xN	384.44	+1.10	+0.29	519.15	1.50	1.37	1.03	1.29	1.41	H	360.90	20	23.84	6.20
Home Depot	HD	xN	215.90	-0.63	-0.29	227.62	1.27	1.46	0.84	1.20	1.36	H	207.05	12	10.78	4.99
Red Robin GtBg	RRGB	xO	27.52	+0.08	+0.29	25.56	0.77	0.69	0.80	0.76	0.33	S	27.58	-6	0.68	2.47
Netgear Inc	NTGR	xO	24.09	-0.27	-1.11	20.36	0.79	0.84	0.54	0.72	0.28	S	25.13	-3	2.10	8.72

Say goodbye to guesswork forever!

With VectorVest you'll always know at a glance whether to buy, sell, or hold any investment...

Only VectorVest combines the raw power of fundamental valuation with the keen insights of technical analysis. It's the only system that accurately *times the market for you* to help you buy low and sell high.

VectorVest is also the only system to analyze, sort, rank and graph over 8,000 stocks daily for Value, Safety and Timing. And give a clear Buy, Sell or Hold recommendation to each stock every day.

What's more, VectorVest is bursting with strategies to help you quickly and easily adapt to market changes. It shows you how to use them, and even lets you historically test them to verify how they perform before you risk a dime.

But what really sets VectorVest head and shoulders above other services is how it takes the guesswork out of managing your portfolio.

Unbelievably Powerful... Amazingly Easy to Use

VectorVest is extremely powerful. Yet it's also incredibly easy to use.

You could even say VectorVest makes it easy to manage your portfolio. It saves you time and money by showing you precisely when to buy, what to buy, and when to sell.

So you can actually enjoy investing

instead of spending hours trying to sort out winners from losers.

To see what I mean, take a look at the screen capture above. It shows the "Stock Viewer"—one of the most valuable tools in the entire VectorVest System. (And that's saying a lot!)

Even if you're a novice, this tool can have you investing like a seasoned professional in 10 minutes or less. Because it shows you instantly what a stock is worth, how safe it is and whether to buy, sell or hold.

How VectorVest Works

Every day, VectorVest analyzes each of the 8,000+ stocks with its proven Value, Safety and Timing formulas. Then ranks them using a simple 0.00 - 2.00 scale.

Ratings above 1.00 are favorable and ratings below 1.00 are not. It's that simple.

1 For example: On 12/10/2019, WellCare Health (WCG) had a Relative Value (RV) rating of 1.63 ... a Relative Safety (RS) rating of 1.44 ... and a Relative Timing (RT) rating of 1.42.

All three of these ratings are well above 1.0, which means that on 12/10/19 VectorVest found WCG to be a terrific stock in terms of Value, Safety and Timing.

So, it gave the company a "Buy" rating—as indicated by the green "B" in the Recommendation (REC) column.

VectorVest makes it easy to pick great stocks!

Looking for the most undervalued stocks? The safest stocks? Stocks whose RT ratings show them the best to buy at this exact moment? No problem—consider it done!

- ❖ **Relative Value (RV)**—What is the stock really worth?
- ❖ **Relative Safety (RS)**—How safe is the stock?
- ❖ **Relative Timing (RT)**—Is this the right time to buy?

2 That same day, Home Depot (HD) received an RV of 1.27... an RS of 1.46... and an RT of 0.84.

Combined, these scores showed HD with very good price potential going forward, excellent safety but lackluster price trend, so VectorVest gave it a "Hold" ("H") rating.

3 A third company, NetGear, Inc. (NTGR) received RV, RS, and RT ratings well below 1.00.

As a result, VectorVest identified NTGR as a terrible stock — and warned subscribers by giving it a clear and unmistakable "Sell" ("S") Recommendation.

With clear signals like these, you'll always know when to buy, what to buy, and when to sell.

Claim your 30-Day Trial today for just \$9.95!

Prove to yourself the amazing power of VectorVest today by taking advantage of our special 100% RISK-FREE trial... *see page 18 for details!*

Unleash the Power of VST-Vector

VectorVest doesn't just rank stocks by Value, Safety and Timing. It also combines them into a master indicator called VST-Vector.

This powerful tool lets you find the absolute best combinations of value, safety and timing... all with a single click of the mouse!



More powerful than ever. Even easier to use.
With the new and improved VectorVest System....

Successful Investing Has Never Been Easier!

Welcome to the world of successful investing!
For more than 30 years, investors have used VectorVest to take charge of their portfolios. And today, VectorVest is better than ever.

You get the industry's best stock, ETF, and market timing analysis. Along with powerful strategies, searches, tools, and much, much more. So you can...

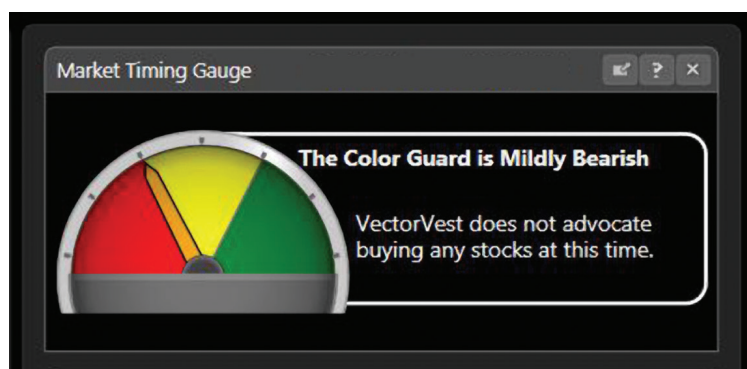
Instantly analyze stocks and ETFs!

VectorVest is powered by Dr. DiLiddo's proven proprietary algorithms developed and refined over more than 30 years.

Each day, they analyze and rank over 8,000 stocks—including more than 1,500 Exchange Traded Funds (ETFs)—for Value, Safety and Timing. So you always know whether to buy, sell, or hold any investment.

Always know whether it's safe to be in the market!

VectorVest's Color Guard clearly shows you when it's safe to buy and when to sit tight. And it's reviewed each evening in the Daily Color Guard Report video, so you'll always be on the right side of the market!



VectorVest's Color Guard ensures you always know which direction the market is moving.

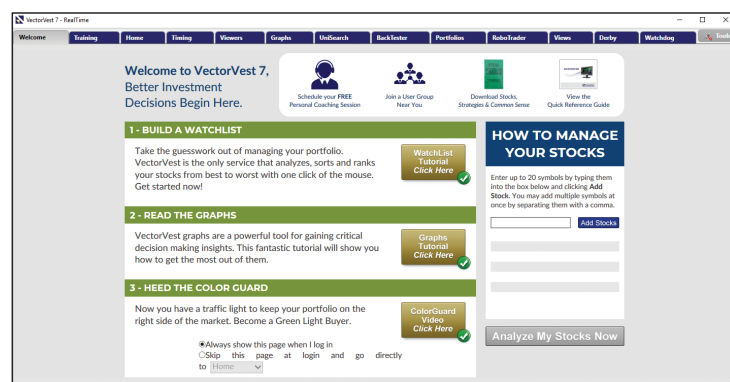
And with VectorVest's proven market timing signals, you'll rest easily knowing you'll never be caught unaware by a sudden change in market direction. Because the system has called every major turn since 1991.

Easily master the VectorVest system, and strategies for every market condition!

You also get VectorVest's interactive tutorials, walkthroughs and webcasts. These show you how to use the system... implement proven strategies... even review current market conditions and reveal how to turn them to your advantage.

Investors love them. And it's easy to see why. Because they don't just help you become a more knowledgeable investor...

They also help you be more successful—by showing you how to stem your losses and increase your profits virtually overnight!



With Interactive Tutorials and Instructional Webcasts, making money with VectorVest is easier than ever!

Analyze your portfolio in 30 seconds!

VectorVest's WatchList tool makes managing your portfolio a piece of cake. It can analyze and rank all your

"Consistent winning performance!"

"Your built-in trading systems are the finest I've ever seen for consistent winning performance. Thanks again for VectorVest's excellent work."

—Jim T., Jupiter, FL



"Made me very wealthy!"

"Your system, in a very short time, has catapulted me to a very wealthy status."

—C.F., Richland, WA



"I love this system!"

"I've used VectorVest for almost a year. I love the system! It's really helped me navigate where to go and when to stop, or turn, in the huge ocean of the stock market."

—Tuan N., Portland, OR





Your 30-Day Trial is just \$9.95!

stocks at once in 30 seconds or less!

In just a few clicks you'll know which investments may be dragging down your portfolio. And by replacing them you can instantly improve its performance.

Without a doubt this is the single, most important thing you can do to dramatically improve your results!

Company	Symbol	RT	REC
D R Horton Inc	DHI	1.39	B
UnitedHlth Grp	UNH	1.39	B
UFP Industries	UFPI	1.37	B
Louisiana Pac	LPX	1.36	B
West Pharm.	WST	1.00	H
Meta Platforms	FB	0.95	H
Tesla Motors	TSLA	0.88	H
ViacomCBS	VIAC	0.53	S
Peloton Interac	PTON	0.16	S
Reata Pharma	RETA	0.06	S

VectorVest's WatchList tool instantly reveals which stocks are hurting your portfolio's performance and which are the best.

Never miss an opportunity to profit or to limit your losses!

Another thing you'll love about VectorVest is its Instant Alerts—because they tell instantly when your portfolio needs attention and action!

This means you'll never have to worry about missing an opportunity to profit... or of being caught unprepared by unexpected market events.



With VectorVest's built-in Instant Alerts, you'll always stay on top of events impacting your portfolio.

"VectorVest makes me money"

"When I work with VectorVest, I make money. When I ignore its advice, I don't. It's really that simple."

— Robert P., Montreal, Quebec



Prove to Yourself VectorVest Works Without Risking a Penny!

We at VectorVest have absolutely nothing to hide. So right now, you can try our system risk-free—*30 days for just \$9.95*. And prove to yourself its unrivaled wealth-building power without risking a single cent!



Simply call Toll-Free 1-888-658-7638 or go online to www.TryVectorVest.com. It's 100% Risk-Free, backed by Dr. DiLiddo's Iron-Clad Guarantee of Satisfaction. (See page 19.)

Once your VectorVest software is installed, just fire it up and follow the step-by-step instructions on the Welcome Tab to create a WatchList and analyze your stocks.

You'll immediately know which ones are hurting your portfolio. And VectorVest can help you quickly find replacements to improve performance.

"Test Drive" VectorVest's Signals with a Virtual Portfolio

You don't even need to act on your VectorVest signals to verify how well they work. Because VectorVest also makes "Paper Trading" easier than ever.

Just create a virtual portfolio using the Portfolio Manager. Then update it whenever VectorVest issues a Buy or Sell signal. *You'll track gains and losses in real time — without risking a penny!*

Another way to prove VectorVest works...

Historical tests are another easy way to see the difference VectorVest can bring to your portfolio. So a BackTester tool is included with your trial to give you everything you need to test performance for yourself.

The BackTester shows how any strategy—yours or ours—would have performed during any period from 1996 to present. Simply pick your strategy, and *in just a few clicks you'll know exactly how much money you would have earned or lost.*

Past performance can't guarantee future results. But like professional sport coaches, savvy investors know the best way to test a strategy is to see it in action.

At VectorVest we want you to verify our results!

So go ahead. Claim your Risk-Free 30-Day Trial of the VectorVest System today for only \$9.95. And see how easy it is to make money in even the most volatile market.

Just be warned: Instead of asking for a refund, you might just kick yourself for not trying it sooner!

Claim your 30-Day Trial today for just \$9.95 and get over \$146 in FREE bonus gifts!

(See page 18 for details!)



How to Make Sure Your Nest Egg Never Runs Out of Money

Nearly half of all retirees outlive their retirement funds. VectorVest can help ensure it doesn't happen to you...

One of the biggest worries felt by aging investors is the fear of running out of money during retirement. And it's a valid concern. According to CNBC, *nearly half of all retirees will outlive their nest eggs.*

Fortunately, VectorVest can help ensure this scary scenario *never* happens to you.

By following three simple rules, you can build a retirement portfolio large enough to handle anything life throws at you.

These rules have worked for thousands of investors. And they can work for you, too...

Rule #1: Make sure you have the right tools to do the job.

Building a strong retirement portfolio is like building a house. It's extremely difficult to do unless you have the proper tools on hand.

You need a stock picking and trading system with a proven track record for delivering the results you need to make sure your nest egg doesn't run dry.

And track record is important. There's never a shortage of so-called experts claiming to predict the next big winner.

While some honestly do their homework, they may just be playing a hunch. Others push stocks not because they believe they're good investments, but because *they've been paid to promote them.*

They may pick a winner occasionally. But when they're wrong, YOU suffer the losses. And too many bad calls can bleed your portfolio dry.

However, with VectorVest you'll say goodbye to this stress. Because...

VectorVest takes the guesswork OUT of investing!

Every day, the VectorVest System automatically analyzes more than 8,000 stocks and ETFs using proprietary algorithms. Then gives each a clear Buy, Sell, or Hold signal.

By doing all the hard work for you, VectorVest helps eliminate your stress and worry.

You get signals based on proven computerized algorithms—not on hunches—continually refined over 30 years.

“VectorVest helps you experience worry-free investing by providing clear signals that steer you clear of emotional traps.”

So you steer clear of emotional traps like holding on to a stock too long in hopes it will recover and repay your losses.

We're talking about a *worry-free retirement.* The only emotion involved is the rush you feel when your portfolio grows by leaps and bounds — often contrary to the rest of the market. Not to mention colleagues, friends and neighbors..

And as you make informed, logical decisions — based on accurate and timely data — you'll be amazed how easily you zero in on the safest and best stocks for your retirement portfolio!

Rule #2: Increase your winners by buying the safest, most undervalued stocks you can find.

When investing for retirement, always keep in mind your ultimate goal: To live off the money generated by your portfolio.

Never, *ever* lose sight of this! Every time you consider a new investment, ask yourself if it offers the right

“I retired three years early!”

“I love spending time with my granddaughter ... and I can because VectorVest helped me retire three years early!”

—Linda E., Apollo Beach, FL



“Thanks for the excellent advice!”

“Your indicators saved me tens of thousands of dollars. And my retirement would have been postponed by years without the benefit of your service!”

—K.S., Clearwater, MN



balance of safety, value, and potential gain to earn its place in your portfolio.

Your portfolio needs to generate enough income to cover all your expenses, no matter how much your cost of living goes up. Or how great your medical expenses become.

It should enable you to maintain your desired quality of life... help family through rough patches... and, of course, spoil your grandchildren.

Fortunately, VectorVest makes this easy by doing much more than analyze stocks.

You also get proven strategies and trading systems to help safely grow your portfolio. Including ones that seek out stocks with growing dividends from companies that can best afford to pay them.

Rule #3:

Make more money by making the trend your friend.

Some experts claim there's no way to time the market.

But I say that's just a way of covering up their mistakes. Because for hundreds of years, savvy investors have known the secret to successful investing is doing just that.

That's why the third and most important rule of building a retirement portfolio is to make the trend your friend. Not once in a while, but with *each and every* investment.

Use a timing system that gets you in at the beginning of a rally. And more importantly, gets you out before your portfolio is killed as the market sells off.

One like VectorVest. That not only shows you when to buy, what to buy, and when to sell... but *shares the full history* of every timing call it's made. So you can review and verify performance for yourself.

(Continued on page 12...)

"I'd recommend VectorVest to anyone..."

"I've been trading for 13 years and have never come across ANYTHING like VectorVest. Fantastic product. Fantastic service. It's paid for itself many times over." – P.B., Wiltshire, UK

How to Heal a Broken Portfolio...

An impressive **176% turnaround in performance!**

The market volatility of recent years wiped out millions of investors. Even today, many still struggle to recover and make up for years of market losses.

If this includes you, don't worry. You can still rebuild your portfolio — and VectorVest can help.

Simply log into VectorVest and create a WatchList of all the stocks in your portfolio (see page 16).

This will show which stocks are dragging down your portfolio. And by selling them, you'll immediately begin stemming your losses.

Of course, you'll want to find stocks to replace them — safe ones with solid values and strong upward trends. And again, VectorVest makes it easy.

Just click on VectorVest's Stock Viewer for over 8,000 stocks, sorted and ranked by VST-Vector, just like your WatchList. Then add the top-ranked stocks to your portfolio.

You'll see immediate improvement in your portfolio's performance. And by regularly repeating the process, you can continue to improve your results. It's that easy!

Here's the proof...

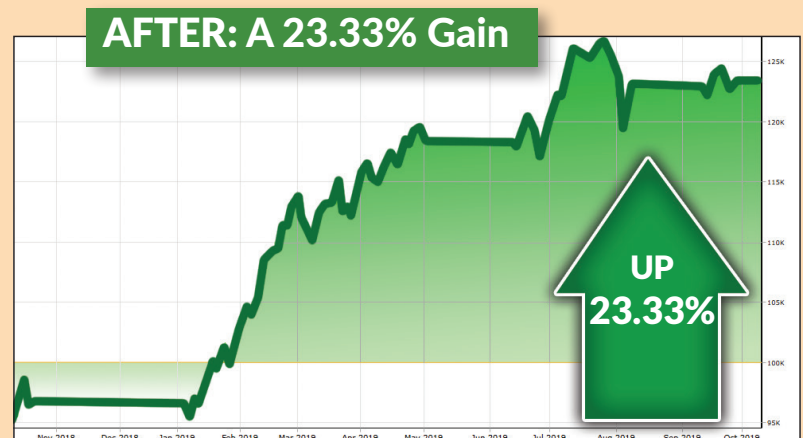
To the right are two graphs. The first shows a broken portfolio that included some well-known, commonly held stocks*. The second shows the same starting portfolio over the same period. But this time, its owner used the process above to weed out the stocks dragging it down. And replaced them with top-ranked stocks from a VectorVest built-in Trading System called "Ruler Stocks"—stocks with earnings so consistent, you could put a ruler on them to project earnings into the future.

As you can clearly see, the results were MUCH better. Instead of an 8.44% loss, this portfolio produced a solid 23.33% GAIN. That's an impressive 176% turnaround in performance!

VectorVest Turned Painful Losses Into Handsome Gains!



WITHOUT VECTORVEST: This broken portfolio tied up cash and produced a miserable **8.44% LOSS.**



WITH VECTORVEST: This broken portfolio was turned around, producing a solid **23.33% GAIN!**





How to Build a Low-Risk High-Yield Income Portfolio

Looking for steady income from your investments? VectorVest makes it amazingly easy to find value stocks that also pay you handsome dividends!

Capital gains can be a great way to make money from the stock market. But savvy investors know the best way to create an “Income” portfolio is to find stocks that go up in value AND offer handsome dividends.

And with VectorVest, finding them couldn't be easier.

VectorVest reveals which stocks offer both solid value and safe, generous dividends of 2%... 4%... even 7% or more. And with yields like these, you can transform any portfolio into a true money-making machine!

Imagine how great it would feel to generate multiple streams of steady, reliable income from your portfolio. Where each quarter — and in some cases, each month—you receive a dividend check from your investments.

And remember: This income is above and beyond any capital gains you collect. It's regularly scheduled, CASH paid to you by the companies as a reward for your investment.

You can use it to build (or even rebuild) your nest egg... enjoy the lifestyle you've always wanted... finance a hobby... put your children or grandchildren through college... or anything else you desire.

You can even use your dividends to scoop up extra shares at no out of pocket cost through **Dividend Reinvestment Programs (DRIPs)**. And by doing so, increase both your holdings and the amount of your dividend checks!

Of course, the key to creating a successful income portfolio is finding the right stocks. Which is why VectorVest...

Picks the best out of more than 4,000 dividend-paying stocks!

VectorVest is the only service in the world that gives you instant analysis of over 4,000 dividend-paying stocks. And helps you decide which are right for you by easily ranking them by dividend yield, dividend safety and dividend growth.

And don't forget: VectorVest updates its analysis daily so you always have the latest and most accurate information at your fingertips.

Talk about a system that empowers you to invest for retirement!

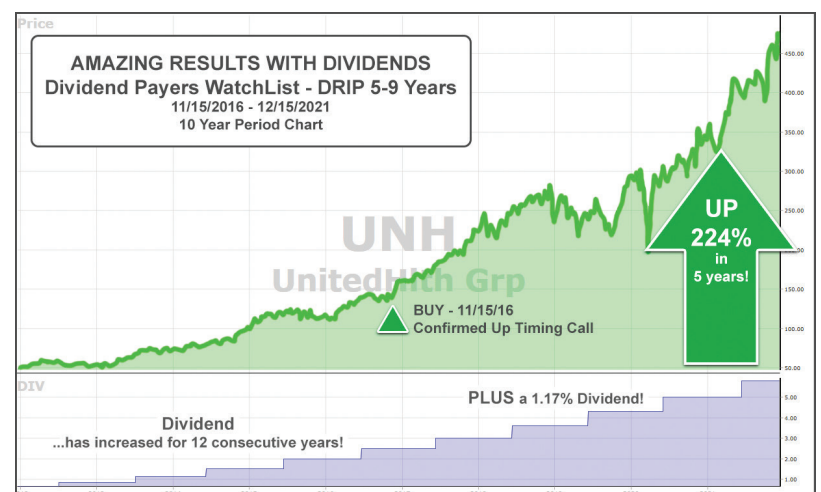
Here's an example of how it works...

Dividend Reinvestment Plans, or DRIPs, allow you to reinvest your cash dividends to buy shares commission-free at a discount.

With just a few clicks, you can open the Dividend Payers DRIP WatchList and return the 335 companies that have increased their dividend at least 5–9 years in a row!

Click on Relative Safety and you have the safest of the bunch at the top. On 11/15/2016, VectorVest issued a Confirmed Up market signal. Among the top Dividend Payer stocks on that day was United Health Group. UNH has currently increased its dividend for 12 consecutive years!

Now there's a perfect stock for your income portfolio!



With instant access to VectorVest's expert analysis of more than 4,000 dividend-paying stocks, you'll never have trouble finding the right investments for your income portfolio!

Doubled my wife's IRA in 6 months!

“The results have been fantastic! I have had one 300% winner, three 100% winners, and numerous 20-50% winners. My wife's IRA is up 100%+ since December and my Roth is up 60%.”

—M.I., Annapolis, MD

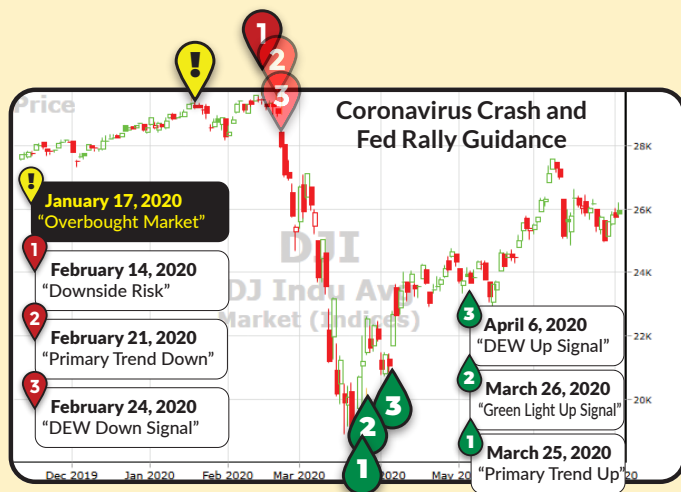


Breakthrough Market Guidance Keeps You on the Right Side of the Market!

The last week of February 2020 was devastating to the stock market. Who would have thought the biggest risk to the U.S. markets would have been a new coronavirus first identified in Wuhan, China?

VectorVest was already at work, carefully analyzing the market trend, warning as early as January 17, 2020 that our Market Timing Indicators were signaling an overbought market.

On February 14, 2020, VectorVest published “our Market Timing Indicators are at lower levels today than they were during the January high, this bearish divergence suggests that **downside risk outweighs upside potential.**”



VectorVest market guidance alerts investors before the Coronavirus Crash, wiping nearly 11,000 points off the Dow, or 37%!

When the market crashes, VectorVest guidance gets you out.

On February 21, 2020, VectorVest reported,

“Aggressive Investors and Traders should play the market with a bias to the downside.”

The Daily Market Video that evening confirmed... “we are seeing a breakdown of the MTI... sound the alarm. Now is the time to tighten stops and protect profits. The Primary Wave is down, an important signal is being generated here.”

On February 24, 2020, VectorVest relayed “The underlying trend of the market is now down. All three of our market timing indicators are now below the level of 1.00 showing weakness in the market.”

The market video that evening went on to say “The DEW “Goldilocks” timing system signaled market down today. Each of our hot stocks today were Contra ETFs and were up an average of 11%.

When the market rebounds, VectorVest gets you back in.

The market bottomed on March 23, 2020. Two days later, on March 25, 2020, VectorVest published “The primary trend of the market is Up. Prudent Investors may buy stocks long if the market is rising.”

The market video reported “There are hefty gains... with Bottoms Up gaining 88.79% over the last 5 days. For those who are aggressive, they may step in, buying quality stocks at a good price. For those less aggressive, wait for our first Green Light.” Prudent investors got the Green Light the next day!

Only VectorVest provides this critical combination of services—a Market Timing System with a 30-year track record followed by expert video guidance every evening that prepares you for market plunges like the Coronavirus Crash, and the rebound that follows.

Supercharge Your Portfolio with Performance-ranked Trading Systems

VectorVest has an amazing new tool that solves the biggest problems most of us have in selecting, implementing, and sticking to a trading plan—emotional trading. It’s called the Trading System Viewer.

A trading system is an organized process for investing in the stock market. Pre-defined rules are determined for each trading situation. Three core elements tell you when to buy, what to buy and when to sell.

Each trading system guides you through these critical steps via a rules-based trading plan that includes market timing, stock screens, stop criteria and money management.

The Trading System Viewer ranks over 80 complete trading systems for performance over one month, three months, one year and year-to-date. Systems are categorized by investment style.

Select a time frame and you immediately see which trading systems are performing the best!

Get the Trading System Viewer FREE with your trial to VectorVest for 30 days, only \$9.95.

It’s 100% Risk-Free. And when you act now, you’ll receive more than \$146 in FREE bonus gifts...

See page 18 for details!

Trading System Viewer		POWERED BY	AutoTimer
Name	1 Year	1 Year %	
Russell 2000/RT 50/10		+362.4 %	
S&P600 Small Cap/RT - PL Spec		+236.0 %	
S&P400 MidCap/RT - 40/10		+229.9 %	
Blyar's Bottom Feeders 50/10		+195.3 %	
Bottoms Up 50/10		+170.7 %	
Show Me the Money Long - T15		+159.5 %	

The amazing thing is how these complete trading systems can take the emotions out of your trading!



Never Fear Market Volatility Again!

With VectorVest, you don't have to fear volatile markets any longer... you may even come to love them!

One of the most important things you need to know about investing is this: Market stability is just an illusion. The stark truth is...

The market is always volatile.

True, some periods are more volatile than others. The Dow may rise or fall gradually, gaining or losing a hundred points over a week. Or it might do so suddenly, surging or plunging hundreds of points in a single day.

But the fact remains, market volatility isn't some savage monster that rises up to wreak havoc only when we least expect it. It's always there, waiting just beneath the surface.

However, that doesn't mean you have to fear volatility. Savvy investors don't fear market ups and downs. They turn them to their advantage — and bank hefty profits in the process.

And you can, too. Because...

One of the greatest fallacies of investing is that it's impossible to 'time the market...'

Many experts and analysts — and probably your own broker — will tell you it's impossible to time the market. But this is NOT the case.

Timing the market isn't really all that difficult. You just have to know what to look for.

For example...

Let's say the market is bullish. It's been experiencing a strong upward trend for several months. And you want to know if you should stay in a bit longer... or get out and take your profits off the table.

In order to answer this, you need to do your research. You already know the overall market direction (up). But you also need to determine the momentum of this uptrend. Is it speeding up or slowing down? And by how much?

These are just a few of the indications that can help spot changes in market direction. And there are many. Because with few exceptions, the market does not reverse without warning. There are almost always abundant signs and signals things are about to change.

It's just that most investors don't know how to read them.

Investors using VectorVest, however, don't have this problem. VectorVest identifies the symptoms of volatility and gives you clear, actionable signals. So you always know when a market trend is speeding up, holding steady or slowing down —and when it could change direction abruptly.

You'll know when to take your profits off the table and get to safety. When to adjust your strategy. And when to

How VectorVest's Market Timing System keeps you on the right side of the market!

Market Direction is hands-down the most critical information any investor can have. Brokers and fund managers tell us timing the market is no more than a myth. But it's not only possible—it's the key to consistently increasing profits and controlling your risks.

And, nothing rivals the power of the VectorVest Timing Indicators. Which is why VectorVest is the only market-timing system to signal every major market turn since 1991.

Every day, VectorVest analyzes and interprets every aspect of the market's trend, then publishes clear guidance on the best ways for you to benefit.

It is summarized in the *Daily Color Guard Report* and *Special Presentation* videos. So, you'll never miss a profit opportunity or be caught on the wrong side of the market again!



VectorVest's proven track record means never worrying about being caught unprepared by sudden changes in market direction. And, when the market turns, you won't miss out on red-hot profit opportunities!

jump back in before the crowd for superior profits as the market climbs higher!

The easiest way to time the market...

Successfully timing the market can seem complicated and require detailed knowledge of trends and technical analysis. But this doesn't have to be the case. There IS an easier way.

I'm talking, of course, about VectorVest.

VectorVest has helped investors of all levels of experience successfully time the market for over 30 years. Its proprietary algorithms and market timing indicators literally do the work for you.

With VectorVest, you never need to worry about missing an opportunity or being caught unprepared. Because it's the only market timing system to successfully call every major market turn since 1991. Events that caught most investors unprepared, such as...

- The surging bull market of 2003
- The devastating crash of 2007–2008

- The explosive market rally of 2009
- The flash crash of 2010
- The summer sell-off of 2015
- The worst January since 2009 (2016)
- The Post-Election Rally of 2016–2017
- The two largest daily DOW point losses in history of February 2018
- The Coronavirus Crash of 2020

In each and every case, VectorVest issued clear and unmistakable warnings and alerts... signaling to investors that market conditions were about to change.

So they were able to preserve their wealth from crashes that took millions of other investors — those without VectorVest — unawares. Investors who watched helplessly as their hard-earned wealth was mercilessly wiped out.

What's more, those investors using VectorVest didn't just safeguard their money. Thanks to VectorVest's timely signals, they were also able to jump back into the market at just the right moments!

(Continued on page 16...)

Three Steps to Safe Profits

How VectorVest saved investors from the worst Bear Market in seven decades... then helped them bank phenomenal profits by perfectly signaling the most powerful rally in 70 years!

In November of 2007, the market entered the worst bear market in 70 years. Here's how VectorVest helped investors avoid the devastating losses suffered by millions of investors...

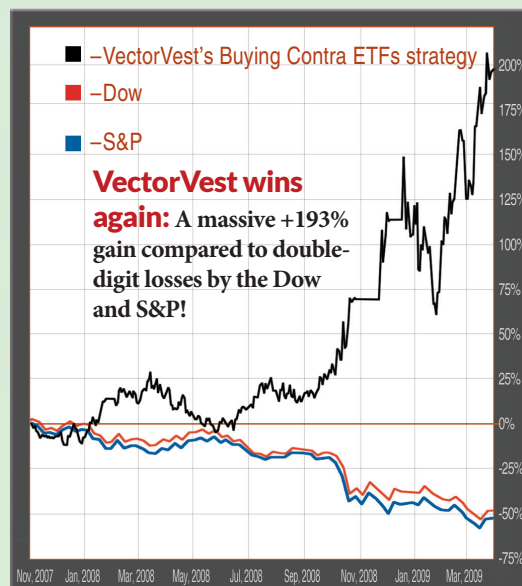
VectorVest gave subscribers plenty of warning before the Crash of '07.



Step 1: Get to Safety BEFORE the Crash

VectorVest's proven Market Timing System warned investors to get out of the market before they were caught by the deadly Crash of 2007...

While others lost everything, VectorVest subscribers banked stellar 193% gains.



Step 2: Stay Safe and Buy Smart

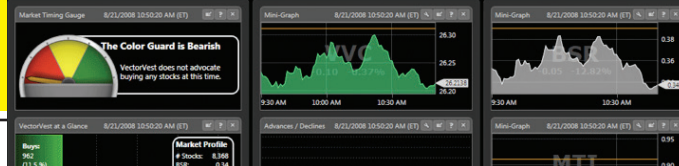
The Crash of '07 signaled the beginning of the worst Bear Market of the past 70 years. Many investors lost 50% or more of their wealth. But those who followed VectorVest's "Buying Contra ETFs" strategy bought investments that rise when the market drops. And as a result, banked phenomenal 193% gains!

VectorVest also perfectly called the biggest rally in 70 years!



Step 3: Ride the Rally

On 3/6/09 VectorVest signaled investors the market was itching to rally. And repeated the signal on 3/9/09. When the market EXPLODED upwards on 3/10/09, investors who listened caught the most powerful rally in 70 years!



New to Investing or an Experienced Pro, VectorVest has you covered...

With clear, unmistakable Buy, Sell and Hold signals, it's like having your own personal stock analyst right in the comfort of your own home!

One of the best things about VectorVest is it's perfect for ANY investor. It's designed for the novice and expert alike.

No matter what your level of experience, you'll soon be successfully managing your portfolio.

VectorVest does all the hard work for you, so you'll never have to worry about feeling overwhelmed. And it gives you the best—and most user-friendly—tools in the industry. So you can...

Instantly analyze your stocks with a VectorVest WatchList!

Novice investors especially love VectorVest's clear indicators and ability to rank stocks.

For instance, the interactive tutorial helps you create a "WatchList" to instantly analyze all your stocks—then shows you which to consider replacing immediately. (See sidebar on this page for more details.)

And the Model Portfolios Daily Action Plan lets you implement some of VectorVest's most popular and successful strategies in just three simple steps!

Plus, you'll find plenty of proven, easy-to-use strategies to match your investing style. Whether you prefer...

- "Buy and Hold" long-term investments...
 - Stocks paying high-yield dividends...
 - Exchange Traded Funds (ETFs)...
 - Specific sectors or industries...
 - Undervalued stocks poised for rapid growth...
- ...even strategies to profit when the market goes down!

VectorVest can also help you be a savvy, more successful investor

You also get full access to VectorVest University, a treasure trove of articles, guides and videos on virtually every aspect of investing...

Plus FREE webcasts filled with market updates, timely tips and actionable information. Including what's working

in the market today.

And don't worry. If you're ever stuck, customer support is just a friendly toll-free phone call away!

Like to do your own research? VectorVest makes detailed analysis easier and faster than ever!

Experienced investors love VectorVest, too. And not just because it's the only system to correctly call every major market move since 1991.

Your 30-Day Trial is just \$9.95!



The Fastest Way to Boost Your Performance...

Without a doubt, the fastest way to boost performance is the WatchList tool. It ranks your stocks from best to worst.

Simply enter your stocks and in seconds they'll be analyzed and sorted by the best combination of Value, Safety and Timing (VST-Vector).

Then click the Relative Timing (RT) column to re-sort for momentum, which will list your stocks with the weakest Relative Timing at the bottom.

Stocks with RT values below 1.0 are in downtrends and hurting your portfolio. Consider selling them to immediately help stem your losses. Then replace them with top VST-Vector stocks when it's safe to buy.

Create your own WatchList by trying VectorVest Risk-Free for 30 Full Days —only \$9.95!

(See page 18 for details!)

WatchList Tool

Company	Symbol	RT	REC
Hawaiian Hldgs	HA	1.90	B
Skyworks Soltn	SWKS	1.77	B
Southwest Air	LUV	1.57	B
Pilgrims Pride	PPC	1.21	B
VipShop Hldgs	VIPS	1.17	H
Nike Inc. B	NKE	1.15	H
Johns & Jhns	JNJ	1.07	H
Bitauto Hldg	BITA	0.90	H
Intercept Pharm	ICPT	0.50	S
ReWalk Robotics	RWLK	0.42	S

Quickly improve your portfolio's performance with VectorVest's WatchList tool!

"Great tool... Easy to understand!"

I've used VectorVest since 2008. It's a great tool to understand the overall trend and health of the market, and to identify specific stocks and ETFs. It's awesome!

— S. T., Oakville, Ontario



"Highly recommended!"

"I've subscribed to many services in the past. VectorVest is now the only one I use. I highly recommend it!"

— D.W., Comox, BC



With VectorVest, you get the industry's best analysis, along with customizable graphs, searches, and news feeds... automatic support and resistance levels... even powerful back-testing capabilities.

So VectorVest can be as simple or as technical as you

wish it to be.

Use it to perform your own analysis... create and execute your own strategies... even day trade or find the best option trades. Just give it a try.

You'll wonder how you ever invested without it!

Nothing lets you grow your portfolio faster than VectorVest!

There's nothing quite like the thrill of watching your investments double... triple... even QUADRUPLE in value. And VectorVest makes this easier than ever!

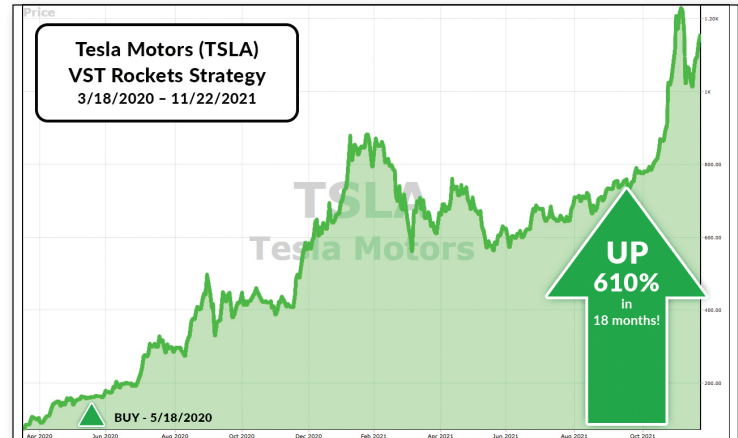
Each day, VectorVest's proven algorithms analyze and rank more than 8,000 stocks and ETFs for Value, Safety and Timing.

Factor in VectorVest's specialized strategies, and you're looking at a perfect storm of unstoppable profits!

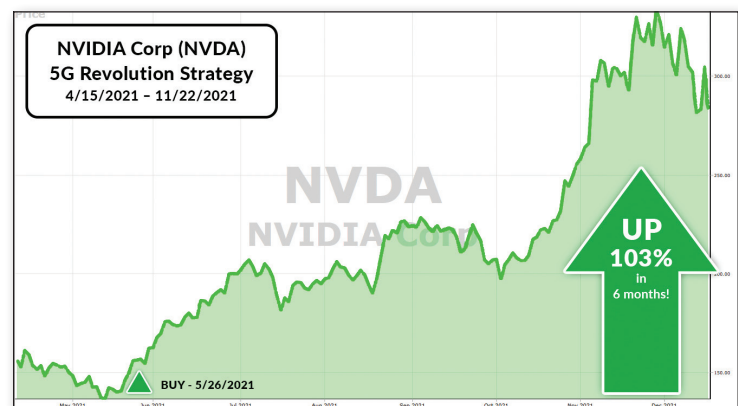
For example...

- **SCO:** Up 67% in 1 month! (ProShares UltraShort Crude Contra ETF, 2/28/20-3/25/20) *Contra ETFs No 3X*
- **EPAM:** Up 176% in 18 months! (EPAM Systems, 5/18/20-11/22/21) *Ruler Stocks strategy*
- **DUG:** Up 58% in 1 month! (ProShares UltraShort Oil Contra ETF, 2/28/20-3/25/20) *2X Leveraged ETFs Contra*
- **CTSDF:** Up 316% in 1 year! (Converge Tech, 11/10/20-11/22/21) *Top VST - Stock Viewer*
- **WAL:** Up 121% in 1 year! (Western Alliance, 11/10/20-11/22/21) *Midas Touch WatchList*
- **TSLA:** Up 610% in 18 months! (Tesla Motors, 5/18/20-11/22/21) *VST Rockets strategy*
- **NVDA:** Up 103% in 6 months! (NVIDIA Corp, 5/26/21-11/22/21) *5G Revolution strategy*

Of course, even VectorVest can't eliminate every loser, but we can help you minimize them with proprietary algorithms developed and refined over 30 years. VectorVest can help you bank bigger winners, more often.



VectorVest's VST Rockets strategy identified Tesla Motors (TSLA) on 5/18/20. In just 18 months, it was up 610%!



VectorVest's 5G Revolution strategy identified NVIDIA Corp (NVDA) on 5/26/21. In just 6 months, it was up 103%!

Prefer to Play it Safe? Here's How VectorVest Beat the Flash Crash of 2010...

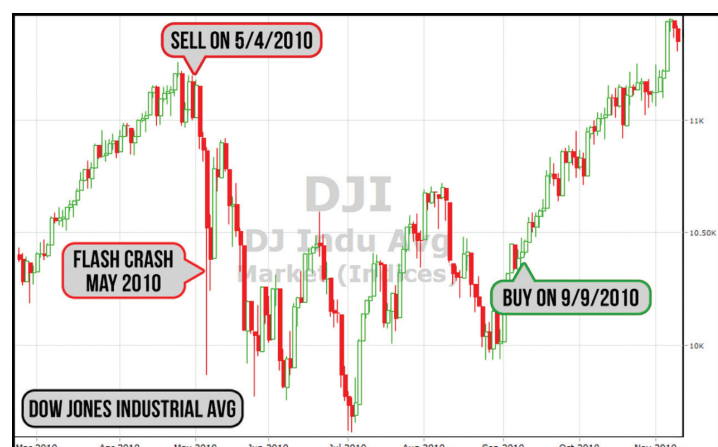
In May 2010, a sudden market collapse caught millions off guard. But investors using VectorVest were ready.

On 5/3/10, VectorVest warned prudent investors to avoid buying stocks, and advised aggressive investors to play the market with a downside bias.

Conditions worsened, so on 5/4/10 VectorVest issued an even stronger warning. And on 5/5/10, VectorVest warned investors to go short or stay on the sidelines.

The next day, the market collapsed.

While others suffered massive losses, those following VectorVest's signals were perfectly positioned for both safety and profits!



VectorVest saved investors from the Flash Crash of 2010, plus helped position them for major profits!

Try VectorVest for a Full 30 Days!

For only \$9.95, you get full, unrestricted access to the VectorVest System. Including...

1. **A Full 30 Days of VectorVest**, which analyzes and ranks more than 8,000 stocks and ETFs daily for Value, Safety and Timing. So you always know when to buy, what to buy, and when to sell. Plus it gives you powerful tools and strategies for any market condition, including Top Line Growers—Income, Long-Term Winners and Model Portfolios you can follow!



Only \$9.95

2. **FREE World-Class Customer Service** from our friendly Product Support Team. Plus a FREE Quick-Start e-Guide... Getting Started Session... training videos and walkthroughs—everything you need to start using VectorVest to make money right away!



3. **The Model Portfolios e-Report** including everything you need to know to remove the guesswork from investing with our complete trading systems!



A \$16.95 VALUE

4. **Stocks, Strategies & Common Sense e-Book**. Bursting with decades of his best insights, this classic book by VectorVest creator Dr. Bart DiLiddo is a must-own resource for every investor!



A \$24.95 VALUE

5. **How to Get Double and Triple Digit Profits in Gold Shares and Gold ETFs e-Report**. Find out how to safely multiply your wealth using gold stocks and gold ETFs!



A \$16.95 VALUE

6. **The VectorVest Guide to Worry-Free Investing e-Report**. You don't have to take major risks to make a lot of money in the market. Sound impossible? Not if you learn to *minimize* downside risk, spread and limit it!



A \$16.95 VALUE

7. **Guidance on Strategy and Market Timing e-Report**. Market direction and timing are two things every successful investor needs to master. And this special profit guide reveals everything you need to know!



A \$16.95 VALUE

8. **How to Short Stocks with Confidence and Make BIG Money in Bear Markets! e-Report** Find out how to turn market drops and stock declines into superb gains in this special profit guide!



A \$16.95 VALUE

9. **How to Use Options to Supercharge Your Profits e-Report**. Unlock the amazing money-making power of options with this special guide to the ultimate leverage investments!



A \$16.95 VALUE

10. **Full Access to VectorVest University**. Become a smarter, more successful investor with VectorVest University—including FREE Webcasts, lessons, strategies, and videos covering virtually every aspect of investing!



BONUS: All-New Mobile App.

The VectorVest Stock Advisory! Analyze any stock, anytime, anywhere from your iOS or Android mobile device. Get all the information you need to make faster, smarter, better investing decisions on the go. FREE with your trial!



A \$19.99 VALUE

Any one of these is easily worth far more than the \$9.95 you'll pay for your 30-Day Trial—and could earn you many times the annual subscription price. And they're all yours when you try VectorVest risk-free today!

2 easy ways to claim your risk-free 30-Day Trial today:

1 Sign Up Online and Enjoy Instant Access!
Go to www.TryVectorVest.com to sign up and install VectorVest using our safe and secure online server. You'll have immediate access to the complete VectorVest System, and it's the fastest way to get all of your FREE bonus gifts!

2 Call Toll-Free 1-888-658-7638.
Prefer to order by phone? No problem! Call Toll-Free M-F: 7am-11pm (ET), SAT: 9am-5pm (ET).

VectorVest 100% RISK-FREE 30-Day Trial

For the fastest response, use our secure online server at www.TryVectorVest.com



YES! I want to prove to myself the unmatched power of the VectorVest System. Sign me up for your 30-Day Risk-Free Trial right away!

I understand VectorVest allows me to quickly and easily analyze, sort, rank and graph over 8,000 stocks and ETFs for Value, Safety, and Timing using Dr. DiLiddo's proven proprietary formulas. Plus, gives clear market timing indicators and unmistakable Buy, Sell, and Hold recommendations—all from the only system to call every major market turn since 1991. So, I'll always know when to buy, what to buy and when to sell!

I also understand I MUST be completely satisfied. If I'm unhappy for any reason, I simply let you know anytime during my 30-Day Trial to receive a prompt, hassle-free refund. And no matter what, everything I receive is mine to keep.

Under those conditions, I agree to my payment for \$9.95.

I understand my credit card will only be charged \$9.95 at this time. And, I'll continue to enjoy all the profit-making benefits of VectorVest when my trial period ends in 31 days for as little as \$69 USD/month. Of course, if I cancel within the trial period, my credit card will never be charged again.

Please provide me immediate access to Dr. DiLiddo's classic e-Book, *Stocks, Strategies, and Common Sense*—a \$24.95 value, FREE! And grant my access to the full VectorVest system, including the interactive Welcome Tour, VectorVest University, the *Successful Investing Quick Start Course* and all six of my bonus Profit Guide e-Reports.

Get Started today...

- 1. You'll receive full access to VectorVest 7.** Plus FREE gifts valued at \$146.64, including:
 - **A FREE copy of Dr. DiLiddo's e-Book, *Stocks, Strategies & Common Sense***—a \$24.95 value
 - **The VectorVest Guide to Worry-Free Investing e-Report**—a \$16.95 value
 - **The Successful Investing Quick Start Course**—invaluable
 - **The VectorVest Mobile App**—a \$19.99 value
The VectorVest Stock Advisory
- 2. You may cancel anytime during the 30 days.** You must be completely satisfied, or simply let us know and we'll refund your money.
- 3. At the end of your 30-Day trial,** you can either discontinue your service or continue it with a regular subscription. We've made it easy for you to try VectorVest 7—and you'll soon discover how simple it is for anyone to use it to reap windfall profits in both good markets and bad!

For fast, convenient service, sign up online, at:

www.TryVectorVest.com

Or Call TOLL-FREE

1-888-658-7638

M-F: 7am-11pm (ET), SAT: 9am-5pm (ET)

Your VectorVest 30-Day Trial is 100% RISK-FREE—backed by my personal Iron-Clad Guarantee of Satisfaction!

By trying VectorVest today, you risk absolutely nothing—because I'm backing this special offer with my personal guarantee of satisfaction.

Just give us a try.

If you aren't thrilled with my VectorVest system and convinced it will help you be a more confident and more successful investor...

If you're unhappy with VectorVest for any reason at all...

Simply let us know anytime during your 30-Day Trial. I'll send you a prompt, hassle-free refund. And no matter what you decide, everything you receive is yours to keep!


Bart A. DiLiddo



"The Best Financial Decision I've Made!"

"Subscribing to VectorVest was the best financial decision I've made. The tools they offer are amazing. Only wish I had discovered it sooner!"

—Joe B., Wilton, CT



"The Best Program Ever!"

"I don't even start trading until I read what VectorVest thinks. The best program ever!"

—J.S., Metamora, OH



"I Refer Clients to VectorVest..."

"I refer clients to VectorVest to help them develop a disciplined investment strategy. The VectorVest System helps clients achieve both short and long term investment results."

—J.J., Financial Advisor





From Dr. Bart DiLiddo—"For over 30 years, VectorVest has been delivering portfolio-saving guidance to investors. If you are worried that you won't have enough income for retirement, then stop what you're doing and read this SMART INVESTOR REPORT."

THE VECTORVEST SMART INVESTOR

VECTORVEST'S **GOLDILOCKS** MARKET TIMING SYSTEMS, THERE'S ONE THAT'S **JUST RIGHT** FOR YOU!

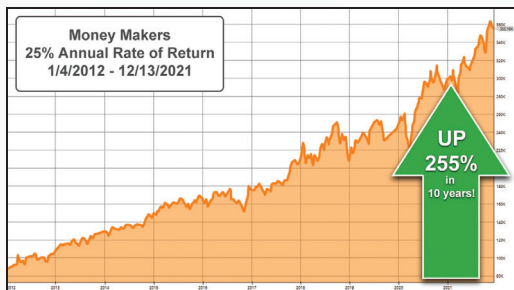


Not too aggressive, **JUST RIGHT!**

A Market Timing System that is **JUST RIGHT** for YOUR Portfolio!

Put the power of VectorVest's Market Timing and Trading Systems to work for your portfolio!

See front cover, pages 2 and 3...

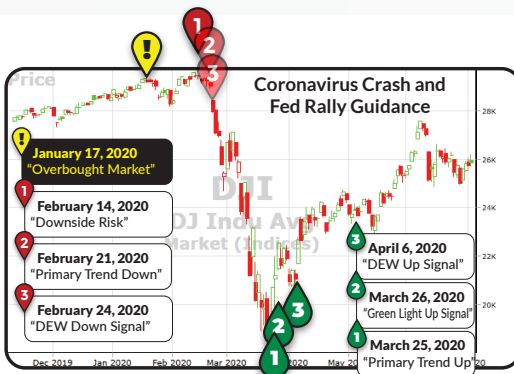


1/4/12-12/13/21: Up 255.18%!

America's Safest, Best-Performing Stocks!

The Money Makers Trading System picks the safest, buy-rated stocks and has averaged 25% a year for 10 years!

See page 6...



Guidance **before** the Coronavirus Crash!

Guidance to Keep You on the Right Side of the Market!

Only VectorVest provides a Market Timing System with a 30-year track record followed by expert guidance in a Daily Market Video...

See page 13...



From an 8.44% LOSS to a 23.33% GAIN!

Rebuild a Broken Portfolio!

The simple secret to safeguarding a golden retirement, even if your nest egg is broken...

See page 11...



"Your timing was impeccable. The 'Protecting Profits' strategy warning has saved me \$27,000 and I just want to say thanks."

—D.S. Muskego WI



Doubled my wife's IRA in 6 months!

"The results have been fantastic! I have had one 300% winner, three 100% winners, and numerous 20-50% winners. My wife's IRA is up 100%+ since December and my Roth is up 60%."

—M.L., Annapolis, MD

All-New Mobile App!
VectorVest Stock Advisory
Learn more:
www.VectorVest.com/StockAdvisory

