









SUPERCHARGE Your Portfolio

with the Trading System Viewer!



This amazing tool solves the biggest problems most of us have in selecting, implementing and sticking to a trading plan or system—

- Emotional trading (fear, greed and second guessing)
- Knowing exactly when to buy
- Knowing precisely when to sell

Trading System Viewer		POWERED BY 
 Trading System Details	 Paper Trade In Portfolios	Trade with ROBOTRADER
Name	1 Year	1 Year %
Russell 2000/RT 50/10		+362.4 %
S&P600 Small Cap/RT - PL Spec		+236.0 %
S&P400 MidCap/RT - 40/10		+229.9 %
Blyar's Bottom Feeders 50/10		+195.3 %
Bottoms Up 50/10		+170.7 %
Show Me the Money Long - T15		+159.5 %

Before I go any further, let's get on the same page. When I talk about a trading system, I mean an organized process for investing in the stock market.

I like the term *rules-based trading*. This goes far beyond stock picking and/or buy and hold investing. There should be a predefined rule for each trading situation.

Every successful rules-based trading plan contains three core elements. It tells you:

1. When to Buy
2. What to Buy
3. When to Sell

Every system in the VectorVest Trading System Viewer guides you through these critical steps. They tell when it's time to buy stocks, they tell which stocks to buy and when it's time to sell them, so you lock in profits and cut off losers quickly.

Eliminate emotional trading...Just go with what's working!

Trading System Statistics		
1 Month		
% Gain/Loss:	7.72%	
Max Drawdown:	6.1%	
3 Month		
% Gain/Loss:	33.95%	
Max Drawdown:	6.1%	
6 Month		
% Gain/Loss:	55.94%	
Max Drawdown:	10.4%	

Instantly know the top-performing trading systems over 1 month, 3 months, 1 year and YTD, allowing you to get answers quickly.

When you need to know what's working now, just glance at the Trading System Viewer. It tells the story. With just one click, the top performing systems are automatically ranked for you, with the best ones right on top. There's no guesswork!

Combined with Market Timing, it's just the edge you need in a volatile market.

For instance, sorting the Trading System Viewer by three-month performance, **you immediately see which trading systems have performed best coming off the recent bottom, caused by the coronavirus crash.**

When you select a particular trading system, you can quickly view the trading system details and rules. The strategy, stop or exit criteria, market timing system and current holdings are listed. The results speak for themselves.

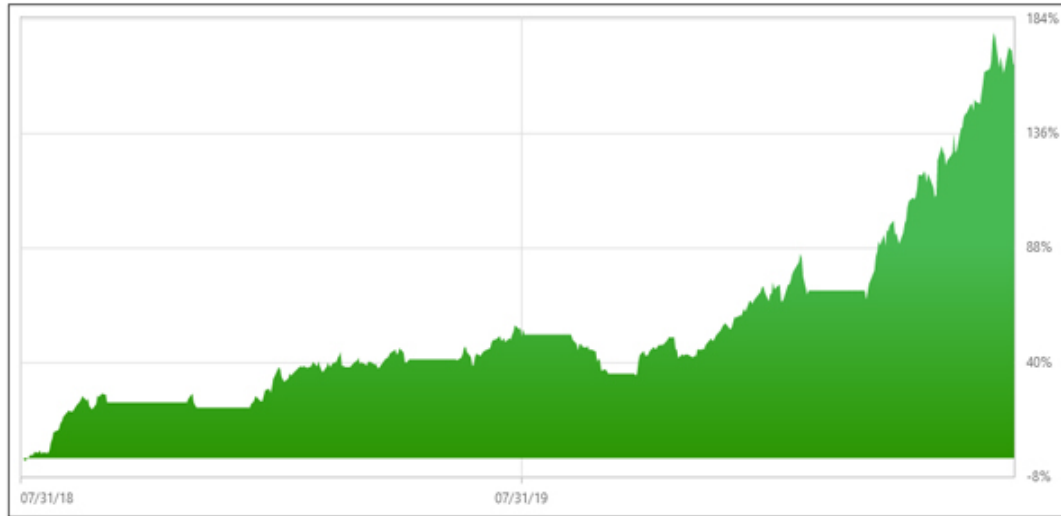
HERE'S A REAL WINNER!

VST Rockets **Up 66% this year!**

This is a phenomenal system that finds quality winning stocks over and over again. I'll show you those in just a moment.

Performance as of July 24, 2020

Tracking Since: July 31, 2018



Trading System Statistics

1 Month % Gain/Loss: 7.72% Max Drawdown: 6.1%	3 Month % Gain/Loss: 33.95% Max Drawdown: 6.1%	6 Month % Gain/Loss: 55.94% Max Drawdown: 10.4%
Year to Date % Gain/Loss: 66.15% Max Drawdown: 10.4%	1 Year % Gain/Loss: 74.40% Max Drawdown: 13.6%	3 Year % Gain/Loss: ---- Max Drawdown: ----
All Time ? % Gain/Loss: 164.52% Compound ROR: 63.35% Total Trades: 120 Max Drawdown: 13.6% Sharpe Ratio: 2.46% Winning Trade %: 59.2%		

The amazing thing is how these complete trading systems can **take the emotions out of your trading**. We have had customers who had struggled on their own for years, turn it around seemingly overnight simply by letting the trading system make the decisions. With results like these, it's easy to see why.

RECENT WINNERS

Current Holdings		Search: <input type="text"/>				Search: <input type="text"/>			
Company	Symbol	Price	Gain	ROI	Cost / Share	Gain	ROI	Cost / Share	
Barrick Gold	GOLD	\$28.44	\$6,634.41	38.96 %	\$20.47	\$6,634.41	38.96 %	\$20.47	
Digital Realty	DLR	\$146.99	\$826.32	4.87 %	\$140.16	\$826.32	4.87 %	\$140.16	
DocuSign Inc	DOCU	\$190.95	\$18,734.32	110.38 %	\$90.77	\$18,734.32	110.38 %	\$90.77	
JD.com Inc	JD	\$60.88	\$7,160.90	42.10 %	\$42.84	\$7,160.90	42.10 %	\$42.84	
Kinross Gold	KGC	\$8.42	\$11,412.35	67.01 %	\$5.04	\$11,412.35	67.01 %	\$5.04	
Netflix Inc	NFLX	\$480.45	\$4,447.10	26.64 %	\$379.38	\$4,447.10	26.64 %	\$379.38	
NVIDIA Corp	NVDA	\$407.78	\$7,992.15	47.34 %	\$276.76	\$7,992.15	47.34 %	\$276.76	
Pinduoduo Inc	PDD	\$78.95	\$17,550.09	103.05 %	\$38.88	\$17,550.09	103.05 %	\$38.88	
RingCentral Inc	RNG	\$268.25	\$3,471.29	20.52 %	\$222.58	\$3,471.29	20.52 %	\$222.58	
Zscaler Inc	ZS	\$121.72	\$15,986.76	94.04 %	\$62.73	\$15,986.76	94.04 %	\$62.73	

TRADING IS A BREEZE

It's all plug and play... Our team of traders have already done the work for you. They have created, tested, tweaked and verified each system for optimum performance. All you have to do is select the one you want and follow the alerts.

You can even trade directly through VectorVest with one of our partner brokers.

With VectorVest's Trading System Viewer, you'll be confident that the strategy you are using is optimized for the current market.

What's holding you back?

The real problem is Wall Street and the Talking Head Gurus who have repeated their *lies* so many times they've become accepted as common knowledge...

"You can't time the market, buy and hold, buy stocks on the way down and dollar cost average."

If you failed in the past, **IT'S NOT YOUR FAULT!** You have been railroaded like so many other investors by the Wall Street Machine.

You've probably tried another service in the past. The problem is, you never had a system that addressed the **REAL PROBLEM**. But now, there's finally a **NEW SOLUTION** that addresses *the real problem*.

You never had access to our proprietary Market Timing Indicators AND the expert Market Guidance that comes with them. You never had proven trading systems directing you step-by-step to successful investing.

With VectorVest's help, **YOU CAN DO THIS!** You can be successful in the stock market, in spite of Wall Street's lies and in spite of the Talking Heads telling you to just Buy & HOLD through painful market sell offs, while you watch your hard-earned profits vaporize before your eyes.

Join our group of thousands of investors who have learned how to achieve consistent success. Turn off the talking heads and leave the Wall Street bankers to fight among themselves. With VectorVest's Trading Systems, your computer screen is the only window into the markets you will ever need.

You can get started today RISK-FREE for 30 days, only \$0.99.

YES! I WANT THIS OFFER

or call 1-888-658-7638

You will receive:

1. 30 Days of full access to VectorVest 7
2. Pre-built VectorVest Trading Systems with alerts
3. The VectorVest Mobile App—You can receive alerts on the go— **a \$19.99 value**
4. The Successful Investor Quick Start Course— **a \$95 value**
5. Successful Investing Weekly Group Coaching
6. A FREE electronic copy of the classic book, Stocks, Strategies & Common Sense— **a \$24.95 value**

Getting a late start on your retirement portfolio?

You're not the only one. We have helped thousands of investors overcome a myriad of problems that delayed retirement or made it appear impossible. Divorce, illness, children that need critical help, the list goes on and on.

We can help, even if you're late to the game. But, you must start today. Don't let another market collapse eat away at your hard-earned savings, or miss another bottom fishing opportunity because you were afraid and didn't have the supporting resources to help you determine when to get in.

Don't let this opportunity slip away. You can open up a whole new world of resources and investment education that can make all the difference in your quality of life in retirement.

Why would you trust us?

You know, it's interesting...we've attended Financial Trade Shows all over the world for over 20 years. As we look around, we are literally the sole survivor among companies in our business. It's no accident. We work hard on improving our products, our education and our service each and every day.

Here's what our customers say...

★ ★ ★ ★ ★  Verified order

A Superior Platform

"Timely, thorough daily market updates. Continual platform and trade system upgrades and ideas. Superior forum and community involvement. VectorVest has done more to improve my trading / investment success than any other advice I've been exposed to."

—Wayne D.

★ ★ ★ ★ ★  Verified order

I finally found a resource that helps

"I finally found a resource that helps cut through the noise and simplify my stock picking and timing."

—J.B.

★ ★ ★ ★ ★  Verified order

VectorVest does all the homework for you...

"VectorVest does all the homework for you. Feel a lot more confident in my trading. Love their end of day wrap ups to help to see what lies ahead for the market (VERY IMPORTANT). Helps me to take away the emotions aspect of trading."

— James B.

Here's how to get started.

Try VectorVest and get 30 Days of VectorVest Desktop and get the Mobile App FREE! All this for only \$0.99 with this Special Trial Offer.

[YES! I WANT THIS OFFER](#)

or call 1-888-658-7638

“You risk nothing with my 100% Money-Back Double Guarantee”

1. If you're not fully satisfied with VectorVest for any reason, you can cancel anytime within your Risk-Free 30-day trial for a full refund.
2. Plus, keep everything you've received - the e-book and the Successful Investing Quick Start Video Course - with my compliments and thanks.

Bart A. DiLiddo

Bart A. DiLiddo, PhD, Founder
VectorVest®, Inc.

PS: With VectorVest's Trading Systems and expert Market Guidance, you can achieve the SAFE, COMFORTABLE Retirement that you and your family deserve. But, nothing will change if you don't act. What do you have to lose? The trial is only \$0.99, and, it's **RISK-FREE!** Remember, we are only successful when you are successful.



Contact us directly by clicking on the following link sales@vectorvest.com

DO NOT REPLY to this email.

This email was sent to marketing@vectorvest.com. If you no longer wish to receive these types of emails you may [manage your email preferences](#) at any time.

Please direct written correspondence to VectorVest Inc.

20472 Chartwell Center Drive Suite D, Cornelius, NC 28031

European Financial Publishing Limited T/A VectorVest UK (VectorVest) is authorised and regulated by the Financial Conduct Authority under register number 543038. You should remember that the value of investments and the income derived therefrom may fall as well as rise and you may not get back the amount that you invest. Past performance is not a reliable guide to the future. This material is directed only at persons in the UK and is not an offer or invitation to buy or sell securities. If investors are in any doubt of the suitability of an investment given their individual circumstances, they are recommended to contact an investment manager or independent financial adviser who may be able to provide tailored advice. Opinions expressed whether in general or both on the performance of individual securities and in a wider economic context represent the views of VectorVest at the time of preparation. They are subject to change and should not be interpreted as investment advice. VectorVest and connected companies, clients, directors, employees and other associates, may have a position in any security, or related financial instrument, issued by a company or organisation mentioned on this site. European Financial Publishing Limited is a company incorporated in Scotland under Company Number SC357322 with its registered address at Exchange Tower, 19 Canning Street, Edinburgh EH3 8EH.

Email: support@VectorVest.com.

European Publishing Company is covered under the jurisdiction of the Financial Ombudsman Service (FOS). Should any complaint made not being resolved, you may refer the matter the FOS for their consideration. Please note that there are some limitations on the complaints that the FOS will consider. Details can be found on the FOS website. You can contact the FOS as follows:

The Financial Ombudsman Service

Exchange Tower

London

E14 9SR

<https://www.financial-ombudsman.org.uk/> You can call the Financial Ombudsman Service on 0800 023 4567 or Email: complaint.info@financial-ombudsman.org.uk